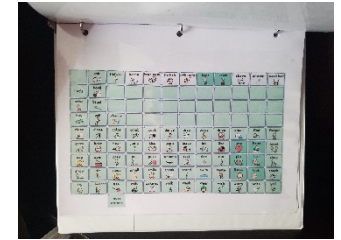



How to make the low-tech WordPower 108 PCS w/Keyboard book with flips




Why use a low-tech option?

- * Use as a **back - up** system for a high- tech system.
- * Use as a **beginner** board. This allows you to transition easily to the high- tech option using the same vocabulary arrangement. Or used while waiting for high-tech device.
- * Use as a **model** for teaching a classroom of students with language deficits.
- * The **communication partner** can also model using the low - tech option.
- * Use during **water** activities. If you punch holes in it, probably not great for submerging, but would last a decent amount of time to water splashes (water table). If you wanted to make the hole punched sheets more waterproof, leave enough lamination above the sheets to punch holes.

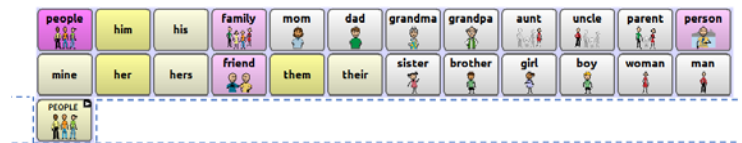
What materials are recommended?

- ✓ **PDF file** of the book
- ✓ **Printer**-preferably color
- ✓ **Lamination** – For the book pictured here, I used a home laminator with 3 ml heat sealed sheets. I have used this laminator for years (over 10) for many different things (placemats, swimming games charts, etc.)
- ✓ **Binding** – Use 3 individual rings or a binder. I chose to leave the binder as is and added a felt stand to the outside of the book (attached with Velcro). This allowed the flips to stand up and then were easily flipped down instead of having to flip from the back. You could select any binding option that suits you. Basically you will want the flips to be able to flip up.
- ✓ **Hole punch**- a 3 hole punch works nicely. This will be determined by the method of binding.
- ✓ **Scissors**



How?

1. **Print** out PDF file.
2. **Add** any **custom** pictures or words to appropriate flip locations. You can quickly glue a small square on a blank or over a word you do not find necessary for your client. It will be laminated over and kept secure.
3. **Cut** out the pieces. The full page vocabulary should sit at the correct position to align the flips the way they are placed on the pages. You will see a dotted line between the flips to guide you in cutting. This cutting guide will provide you with the top of the next flip. Cut around the flip tabs and follow the line over, as well as straight across the bottom of the other flips. This should align the tops of the flips and leave equal space for the binding option. Printers vary in the way they align and print so check to see that it aligns correctly when you begin cutting. Note: the ACTIONS page will be a whole page flip that sits behind the main page. Cut the tab on main page or straight along bottom.
4. **Laminate**- If you are using a page lamination system, you will simply put the pieces in the pages allowing enough space to leave a laminated edge. If you are using a roller type of laminator, make sure you leave enough space around the edges for the cut and a laminated edge.
5. **Cut** the pieces again- leave a small amount a lamination around edges to keep a seal (lasts longer this way)
6. **Bind**-Use a 3-hole punch or other punch option. (Rings or binder) Check to see the hole alignment matches as you go. Or use a binding machine.
7. **Other** -To make the binder stand up- you can add a strap or piece of material to back and front of the folder with Velcro.



Word power

Based on WordPower 108 PCS w/keyboard
 The Picture Communication Symbols ©1981–2017 by Tobii Dynavox. All Rights Reserved
 Worldwide. Used with permission. Boardmaker® is a trademark of Tobii Dynavox.



PEOPLE 	QUESTN 	PLACES 	TIME 	SOCIAL 	DESCRB 	good 	more 	-ed	-ing	-s	GROUPS
I	me	Q	W	E	R	T	Y	U	I	O	P
my	don't	A	S	D	F	G	H	J	K	L	bksp
it	not	Shift 123	Z	X	C	space	V	B	N	M	.
he	is	to	be-	come 	eat 	drink 	feel 	at	and	a-	the
she	are	do	did	go 	get 	help 	like 	for	in	on	that
they	was	can	could	make 	need 	play 	put 	read 	of	off	this
we	have	will	would	say 	see 	stop 	take 	talk 	up 	out	any- or every- if
you	your	ACTIONS 	want 	tell 	think 	turn 	watch 	work 	down 	with	clear



Cut out area
for tab or
remove entire
bottom white
area

1


people 	him	his	family 	mom 	dad 	grandma 	grandpa 	aunt 	uncle 	parent 	person 
mine	her	hers	friend 	them	their	sister 	brother 	girl 	boy 	woman 	man 

PEOPLE 

2

										teacher 	student 

3


has	?	had	were		what	when	where	SOCIAL QUESTNS 		question ?
should	may	does	why	how	which	who	whose	Guess what?		What will we do? ?

QUESTN
?

building 	airport 	aquarium 	bank 	bowling 	church 	doctor 	gas stat 	grocery 	hospital 	hotel 	place 
		library 	mall 	movie 	post off 	store 	rest'rant 				

4

PLACES 

home 	house 	bathrm 	bed 	bedrm 	closet 	dining 	garage 	kitchen 	laundry 		
		living rm 	office 	room 	window 						





















5

outside 	beach 	camp 	farm 	garden 	island 	lake 	ocean 	playgrnd 	park 		GEOGRA 
		pool 	woods 	yard 	zoo 						

6

hello 	How r u? 	What's up? 	goodbye 	later 	goodnight 	please 	thank you 	you're welcom 	yes 	no 	I don't know 
I'm sorry 	xcuse me 	hang out? 	nice to meet 	bathrm 	hungry 	thirsty 	tired 	Great! 	Congrat 	maybe 	what-ever 
<div style="border: 1px solid black; padding: 5px; display: inline-block;"> SOCIAL  </div> 											

1
0

selfie 	I love u 	wait min 	OMG 	No way! 	uh oh... 	oh 	oops 	L O L 	Sweet! 	cool! 	I agree 
PERSONAL  	My name 	I live at 	My b'day 	I am _ years old	school 	I like to 	My pets 			How about you?	


1
1

better 	worse 	easy 	hard 	soft 	bad 	good 	more 	okay 	very 	so 	really 
big 	little 	heavy 	light 		happy 	sad 	fine 	great 	yummy 	cute 	funny 
<div style="border: 1px solid black; padding: 5px; display: inline-block;"> DESCRB  </div> 											

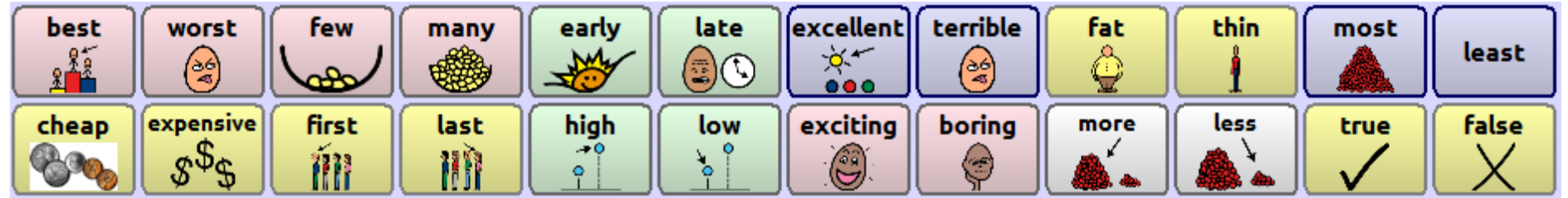
1
2
















1
3



1
4



1
5

afraid 	alone 	depress 	embarrass 	lonely 	nervous 	surprised 	terrific 	worried 			
apart 	together 	young 	old 								

1
6

color 	red 	orange 	yellow 	green 	blue 	purple 	silver 	round 	square 	triangular 	rectangul 
	black 	white 	pink 	brown 	grey 	tan 	gold 	diamond 	octagonal 	straight 	crooked 

1
7

DRINKS 	water 	juice 	milk 	choc mlk 	soda 	iced tea 	lemonade 	shake 	smoothie 		
SNACKS 	applesau 	crackers 	candy 	cookie 	fruit snack 	peanut b 	popcorn 	pretzels 	goldfish 	yogurt 	chips 
											GROUPS 

1
8

MEALS	sandwich	macaroni	cheese	fr fries	hamburg	hot dog	nuggets	pizza	spaghet	salad	soup
cereal	oatmeal	toast	eggs	pancake	syrup	peanut b	jelly	bacon	sausage	grilled ch	chicken

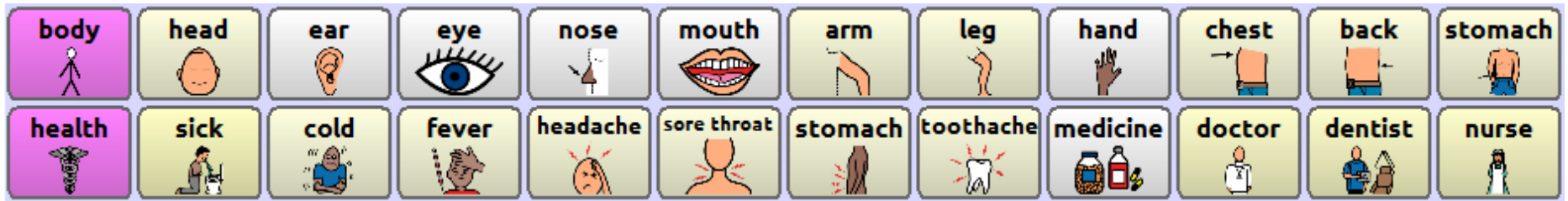
1
9

fruit	apple	banana		blueberr	orange	cherries	grapefru	raspber	strawber	pear	waterme
veggie	broccoli	corn	gr beans	peas	carrot	celery	cucumb	lettuce	tomato	potato	pepper

2
0

art	crayon	marker	pen	pencil	paintbrsh	paint	glue	scissors	tape	paper	picture
pets	bird	cat	dog	fish							

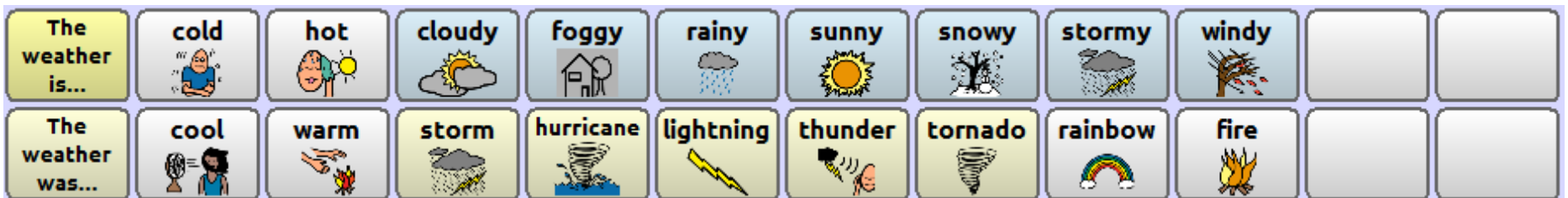
2
1



2
2



2
3



2
4

math
 $\frac{2}{3} + \frac{3}{4}$
 $\frac{17}{12}$

1

2

3

4

5

6

7

8

9

10

11

12

13

14

15

16

17

18

19

20

+

-

=

if	then	again	all	around	away	front	back	behind	top	above	over
here	there	these	those	up	down	left	right		bottom	below	under

GROUPS

P

bksp

.

the

that

this

any- or
every- if

	ask 	answer 	bathe 	brush teeth 	fix hair 	polish nails 	hope 	know 	shave 	shower 	wash hair 
Let's	bowl 										
bring 	brush 										
buy 	call 	change 									
clean 	close 	color 	comb 	cook 	dance 	draw 	dress 	drive 	email 	find 	forget 
grow 	hate 	hear 	jump 	kiss 	learn 	leave 	let 	live 	love 	finish 	meet 
nap 	open 	pray 	pull 	push 	rememb 	rest 	ride 	run 	give 	hurt 	shop 
show 	sit 	sleep 	smell 	smile 	speak 	stand 	swim 	taste 	listen 	look 	touch 
try 	understnd 	use 	wait 	wake up 	walk 	wash 	wear 	wish 	worry 	write 	yell 

more actions